




50-3180

Primavera

(50-3180)

Such a delicate, pretty mirror, exquisitely hand carved from wood by the CG artisans into an almost impossibly fine pattern resembling intertwining twigs just beginning to bud in springtime. A true delight! Also available in a lower version (50-3179).




FINISHING OPTIONS

21st Century Gold Leaf
Special Finish

GLASS

Polished Edge

SIZE CHART



SIZE

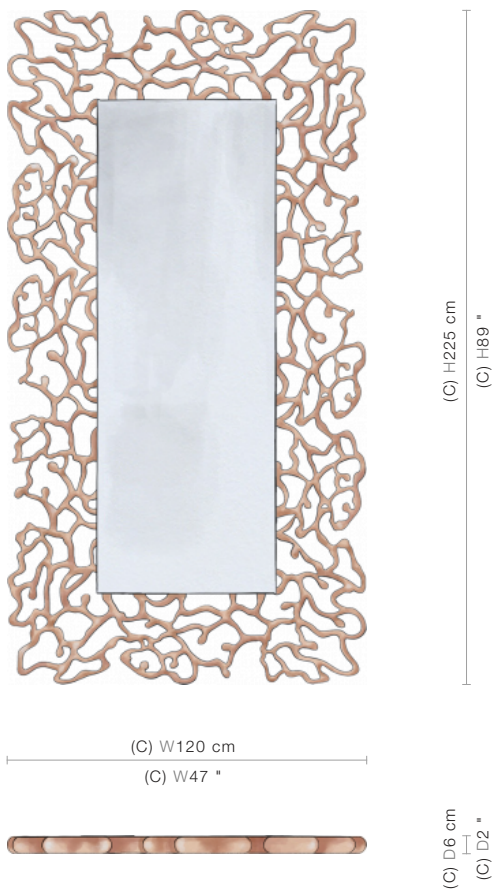
Size C W120 x D6 x H225 cm / W47 x D2 x H89 inches



PRICE LIST: PRICE

CODE	SIZE	GLASS
50-3180-C	W120 x D6 x H225 cm / W47 x D2 x H89 inches	Polished Edge

BLUEPRINTS





50-3180

PACKAGING, WEIGHTS & MEASURES

SIZE	DIMENSION	VOLUME	WEIGHT	PACKAGE TYPE	NOTES
	(cm)				
C	W245 x D30 x H146 cm	1.07 m ³	49 kg	Crate	AF - DE-1291
C	W245 x D18 x H137 cm	0.6 m ³	45 kg	Crate	FCL - DE-1291
C	W245 x D18 x H137 cm	0.6 m ³	49 kg	Crate	LCL - DE-1291
C	W245 x D18 x H137 cm	0.6 m ³	45 kg	Crate	SA - DE-1291
	(inches)				
C	W96 x D12 x H57 "	37.77 ft ³	107.8 lbs	Crate	AF - DE-1291
C	W96 x D7 x H54 "	21.18 ft ³	99 lbs	Crate	FCL - DE-1291
C	W96 x D7 x H54 "	21.18 ft ³	107.8 lbs	Crate	LCL - DE-1291
C	W96 x D7 x H54 "	21.18 ft ³	99 lbs	Crate	SA - DE-1291

Please note, the finishing and fabric colour references printed are purely indicative.

The blueprints are for representation only, and not to a particular scale.

Christopher Guy reserves the right to modify the product information as required, without any prior notice.

Copyright © 2000 - 2024 Christopher Guy. All Rights Reserved.

(Downloaded on 26 April 2024)