


## Planetaria (50-3131)

With round convex mirror panes in various sizes scattered over a metal grid frame, this beautiful piece is inspired by constellations in the night skies. Simply stunning!



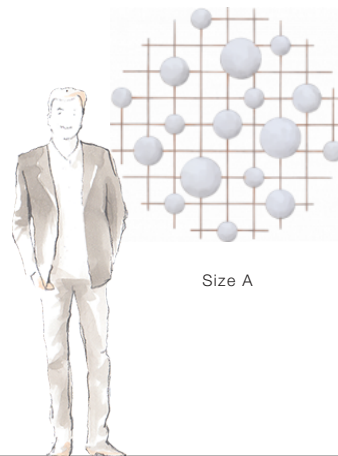
### FINISHING OPTIONS

Bronzage

### GLASS

Round Convex

### SIZE CHART



### ADDITIONAL INFO

Frame Connector: Coated iron

### SIZE

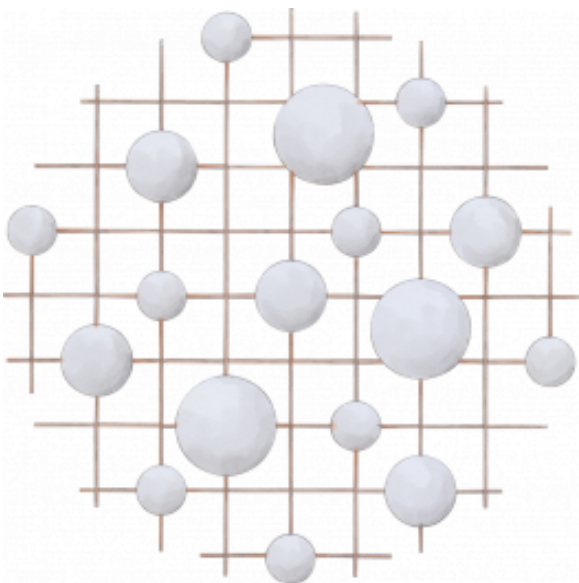
Size A      W120 x D5 x H120 cm / W47 x D2 x H47 inches



## PRICE LIST: PRICE

CODE	SIZE	GLASS
50-3131-A	W120 x D5 x H120 cm / W47 x D2 x H47 inches	Round Convex

## BLUEPRINTS



(A) H120 cm  
(A) H47 "

(A) W120 cm  
(A) W47 "



(A) D5 cm  
(A) D2 "



50-3131

## PACKAGING, WEIGHTS & MEASURES

SIZE	DIMENSION	VOLUME	WEIGHT	PACKAGE TYPE	NOTES
	(cm)				
A	W141 x D30 x H149 cm	0.63 m <sup>3</sup>	36 kg	Crate	AF - DE-0945
A	W141 x D17 x H139 cm	0.33 m <sup>3</sup>	30 kg	Crate	FCL - DE-0945
A	W141 x D17 x H139 cm	0.33 m <sup>3</sup>	33 kg	Crate	LCL - DE-0945
A	W141 x D17 x H139 cm	0.33 m <sup>3</sup>	30 kg	Crate	SA - DE-0945
	(inches)				
A	W56 x D12 x H59 "	22.24 ft <sup>3</sup>	79.2 lbs	Crate	AF - DE-0945
A	W56 x D7 x H55 "	11.65 ft <sup>3</sup>	66 lbs	Crate	FCL - DE-0945
A	W56 x D7 x H55 "	11.65 ft <sup>3</sup>	72.6 lbs	Crate	LCL - DE-0945
A	W56 x D7 x H55 "	11.65 ft <sup>3</sup>	66 lbs	Crate	SA - DE-0945

Please note, the finishing and fabric colour references printed are purely indicative.

The blueprints are for representation only, and not to a particular scale.

Christopher Guy reserves the right to modify the product information as required, without any prior notice.

Copyright © 2000 - 2024 Christopher Guy. All Rights Reserved.

(Downloaded on 26 April 2024)