


## Labyrinthine

(50-3085)

Cleverly designed to resemble a modern-style circular maze, this mirror features cut-out slots and a convex mirror pane for an eye-catching contemporary piece.



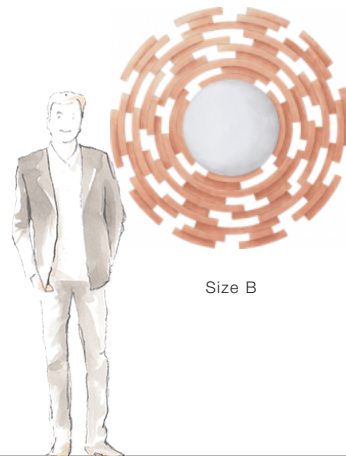
### FINISHING OPTIONS

Bronzage  
 21st Century Gold Leaf  
 Italian Silver Leaf  
 Special Finish

### GLASS

Polished Edge

### SIZE CHART



### SIZE


Size B      W125 x D10 x H125 cm / W49 x D4 x H49 inches



## PRICE LIST: PRICE

CODE	SIZE	GLASS
50-3085-B	W125 x D10 x H125 cm / W49 x D4 x H49 inches	Polished Edge

## BLUEPRINTS





50-3085

## PACKAGING, WEIGHTS & MEASURES

SIZE	DIMENSION	VOLUME	WEIGHT	PACKAGE TYPE	NOTES
	(cm)				
B	W145 x D30 x H154 cm	0.67 m <sup>3</sup>	46 kg	Crate	AF
B	W145 x D22 x H144 cm	0.46 m <sup>3</sup>	32 kg	Crate	FCL
B	W145 x D22 x H144 cm	0.46 m <sup>3</sup>	39 kg	Crate	LCL
B	W145 x D22 x H144 cm	0.46 m <sup>3</sup>	42.5612 kg	Crate	SA
	(inches)				
B	W57 x D12 x H61 "	23.65 ft <sup>3</sup>	101.2 lbs	Crate	AF
B	W57 x D9 x H57 "	16.24 ft <sup>3</sup>	70.4 lbs	Crate	FCL
B	W57 x D9 x H57 "	16.24 ft <sup>3</sup>	85.8 lbs	Crate	LCL
B	W57 x D9 x H57 "	16.24 ft <sup>3</sup>	93.63 lbs	Crate	SA

Please note, the finishing and fabric colour references printed are purely indicative.

The blueprints are for representation only, and not to a particular scale.

Christopher Guy reserves the right to modify the product information as required, without any prior notice.

Copyright © 2000 - 2024 Christopher Guy. All Rights Reserved.

(Downloaded on 26 April 2024)