


**Zeno**  
(50-3037)

This eye-catching rectangular mirror is made up of separate mirror panes, all faceted and shaped in different geometric forms, each framed with hand carved wood.



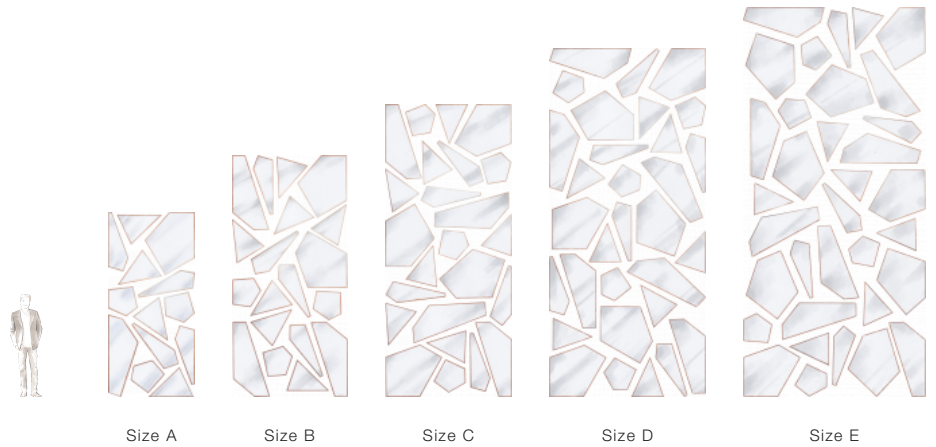
**FINISHING OPTIONS**

- Tabac
- Renaissance Gold Leaf
- Italian Silver Leaf
- Special Finish

**GLASS**

- Polished Edge

**SIZE CHART**



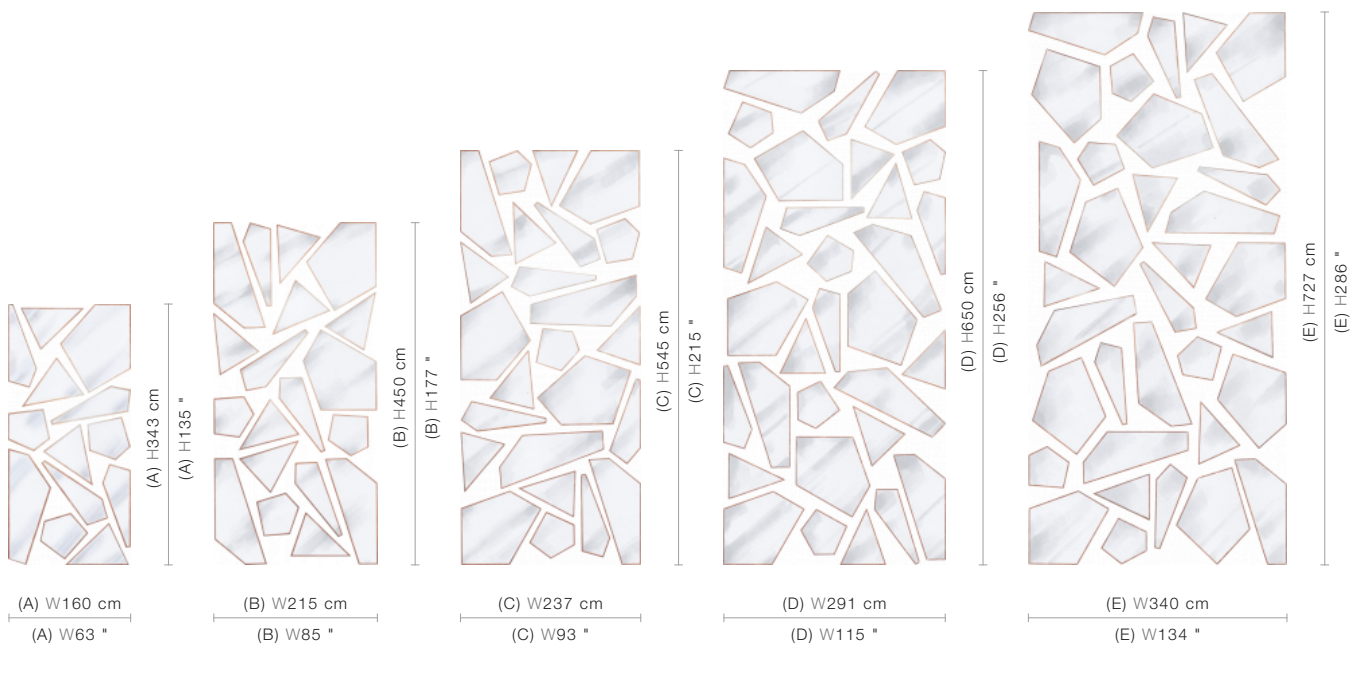
**SIZE**

Size A	W160 x D2 x H343 cm / W63 x D1 x H135 inches
Size B	W215 x D2 x H450 cm / W85 x D1 x H177 inches
Size C	W237 x D2 x H545 cm / W93 x D1 x H215 inches
Size D	W291 x D2 x H650 cm / W115 x D1 x H256 inches
Size E	W340 x D2 x H727 cm / W134 x D1 x H286 inches

## PRICE LIST: PRICE

CODE	SIZE	GLASS <i>Polished Edge</i>
50-3037-A	W160 x D2 x H343 cm / W63 x D1 x H135 inches	INQUIRE
50-3037-B	W215 x D2 x H450 cm / W85 x D1 x H177 inches	INQUIRE
50-3037-C	W237 x D2 x H545 cm / W93 x D1 x H215 inches	INQUIRE
50-3037-D	W291 x D2 x H650 cm / W115 x D1 x H256 inches	INQUIRE
50-3037-E	W340 x D2 x H727 cm / W134 x D1 x H286 inches	INQUIRE

## BLUEPRINTS





## PACKAGING, WEIGHTS & MEASURES

SIZE	DIMENSION (cm)	VOLUME	WEIGHT	PACKAGE TYPE	NOTES
A	W171 x D33 x H122 cm	0.69 m <sup>3</sup>	60 kg	Crate	AF
A	W129 x D76 x H85 cm	0.83 m <sup>3</sup>	80 kg	Crate	AF
A	W171 x D33 x H112 cm	0.63 m <sup>3</sup>	48 kg	Crate	FCL
A	W129 x D76 x H76 cm	0.75 m <sup>3</sup>	70 kg	Crate	FCL
A	W171 x D33 x H112 cm	0.63 m <sup>3</sup>	56 kg	Crate	LCL
A	W129 x D76 x H76 cm	0.75 m <sup>3</sup>	77 kg	Crate	LCL
A	W171 x D33 x H122 cm	0.69 m <sup>3</sup>	52 kg	Crate	SA
A	W129 x D76 x H85 cm	0.83 m <sup>3</sup>	73 kg	Crate	SA
B	W128 x D99 x H84 cm	1.06 m <sup>3</sup>	89 kg	Crate	AF
B	W202 x D61 x H120 cm	1.48 m <sup>3</sup>	102 kg	Crate	AF
B	W102 x D74 x H74 cm	0.56 m <sup>3</sup>	55 kg	Crate	FCL
B	W171 x D75 x H111 cm	1.42 m <sup>3</sup>	90 kg	Crate	FCL
B	W128 x D99 x H75 cm	0.95 m <sup>3</sup>	85 kg	Crate	LCL
B	W202 x D61 x H111 cm	1.37 m <sup>3</sup>	98 kg	Crate	LCL
B	W102 x D74 x H84 cm	0.63 m <sup>3</sup>	60 kg	Crate	SA
B	W171 x D75 x H120 cm	1.54 m <sup>3</sup>	95 kg	Crate	SA
C	W100 x D78 x H83 cm	0.65 m <sup>3</sup>	71.4 kg	Crate	AF
C	W169 x D60 x H133 cm	1.35 m <sup>3</sup>	162.6 kg	Crate	AF
C	W100 x D78 x H74 cm	0.58 m <sup>3</sup>	67 kg	Crate	FCL
C	W169 x D60 x H124 cm	1.26 m <sup>3</sup>	158 kg	Crate	FCL
C	W100 x D78 x H74 cm	0.58 m <sup>3</sup>	67 kg	Crate	LCL
C	W169 x D60 x H124 cm	1.26 m <sup>3</sup>	158 kg	Crate	LCL
C	W100 x D78 x H83 cm	0.65 m <sup>3</sup>	66.4 kg	Crate	SA
C	W169 x D60 x H133 cm	1.35 m <sup>3</sup>	156.6 kg	Crate	SA
D	W100 x D78 x H89 cm	0.69 m <sup>3</sup>	100 kg	Crate	AF
D	W169 x D60 x H148 cm	1.5 m <sup>3</sup>	186 kg	Crate	AF
D	W100 x D78 x H80 cm	0.62 m <sup>3</sup>	93 kg	Crate	FCL
D	W169 x D60 x H139 cm	1.41 m <sup>3</sup>	177 kg	Crate	FCL
D	W100 x D78 x H80 cm	0.62 m <sup>3</sup>	96 kg	Crate	LCL
D	W169 x D60 x H139 cm	1.41 m <sup>3</sup>	181 kg	Crate	LCL
D	W100 x D78 x H89 cm	0.69 m <sup>3</sup>	95 kg	Crate	SA
D	W169 x D60 x H148 cm	1.5 m <sup>3</sup>	180 kg	Crate	SA
E	W101 x D81 x H82 cm	0.67 m <sup>3</sup>	80 kg	Crate	AF
E	W136 x D71 x H120 cm	1.16 m <sup>3</sup>	165 kg	Crate	AF
E	W171 x D83 x H84 cm	1.19 m <sup>3</sup>	150 kg	Crate	AF
E	W102 x D81 x H74 cm	0.61 m <sup>3</sup>	74 kg	Crate	FCL
E	W136 x D71 x H112 cm	1.08 m <sup>3</sup>	160 kg	Crate	FCL
E	W171 x D83 x H76 cm	1.08 m <sup>3</sup>	144 kg	Crate	FCL
E	W101 x D81 x H82 cm	0.67 m <sup>3</sup>	80 kg	Crate	LCL
E	W136 x D71 x H120 cm	1.16 m <sup>3</sup>	165 kg	Crate	LCL



50-3037

**PACKAGING, WEIGHTS & MEASURES**

SIZE	DIMENSION	VOLUME	WEIGHT	PACKAGE TYPE	NOTES
E	W171 x D83 x H84 cm	1.19 m <sup>3</sup>	150 kg	Crate	LCL
E	W101 x D81 x H92 cm	0.75 m <sup>3</sup>	74 kg	Crate	SA
E	W136 x D71 x H130 cm	1.26 m <sup>3</sup>	160 kg	Crate	SA
E	W171 x D83 x H94 cm	1.33 m <sup>3</sup>	144 kg	Crate	SA
(inches)					
A	W67 x D13 x H48 "	24.36 ft <sup>3</sup>	132 lbs	Crate	AF
A	W51 x D30 x H33 "	29.3 ft <sup>3</sup>	176 lbs	Crate	AF
A	W67 x D13 x H44 "	22.24 ft <sup>3</sup>	105.6 lbs	Crate	FCL
A	W51 x D30 x H30 "	26.48 ft <sup>3</sup>	154 lbs	Crate	FCL
A	W67 x D13 x H44 "	22.24 ft <sup>3</sup>	123.2 lbs	Crate	LCL
A	W51 x D30 x H30 "	26.48 ft <sup>3</sup>	169.4 lbs	Crate	LCL
A	W67 x D13 x H48 "	24.36 ft <sup>3</sup>	114.4 lbs	Crate	SA
A	W51 x D30 x H33 "	29.3 ft <sup>3</sup>	160.6 lbs	Crate	SA
B	W50 x D39 x H33 "	37.42 ft <sup>3</sup>	195.8 lbs	Crate	AF
B	W80 x D24 x H47 "	52.24 ft <sup>3</sup>	224.4 lbs	Crate	AF
B	W40 x D29 x H29 "	19.77 ft <sup>3</sup>	121 lbs	Crate	FCL
B	W67 x D30 x H44 "	50.13 ft <sup>3</sup>	198 lbs	Crate	FCL
B	W50 x D39 x H30 "	33.54 ft <sup>3</sup>	187 lbs	Crate	LCL
B	W80 x D24 x H44 "	48.36 ft <sup>3</sup>	215.6 lbs	Crate	LCL
B	W40 x D29 x H33 "	22.24 ft <sup>3</sup>	132 lbs	Crate	SA
B	W67 x D30 x H47 "	54.36 ft <sup>3</sup>	209 lbs	Crate	SA
C	W39 x D31 x H33 "	22.95 ft <sup>3</sup>	157.08 lbs	Crate	AF
C	W67 x D24 x H52 "	47.66 ft <sup>3</sup>	357.72 lbs	Crate	AF
C	W39 x D31 x H29 "	20.47 ft <sup>3</sup>	147.4 lbs	Crate	FCL
C	W67 x D24 x H49 "	44.48 ft <sup>3</sup>	347.6 lbs	Crate	FCL
C	W39 x D31 x H29 "	20.47 ft <sup>3</sup>	147.4 lbs	Crate	LCL
C	W67 x D24 x H49 "	44.48 ft <sup>3</sup>	347.6 lbs	Crate	LCL
C	W39 x D31 x H33 "	22.95 ft <sup>3</sup>	146.08 lbs	Crate	SA
C	W67 x D24 x H52 "	47.66 ft <sup>3</sup>	344.52 lbs	Crate	SA
D	W39 x D31 x H35 "	24.36 ft <sup>3</sup>	220 lbs	Crate	AF
D	W67 x D24 x H58 "	52.95 ft <sup>3</sup>	409.2 lbs	Crate	AF
D	W39 x D31 x H31 "	21.89 ft <sup>3</sup>	204.6 lbs	Crate	FCL
D	W67 x D24 x H55 "	49.77 ft <sup>3</sup>	389.4 lbs	Crate	FCL
D	W39 x D31 x H31 "	21.89 ft <sup>3</sup>	211.2 lbs	Crate	LCL
D	W67 x D24 x H55 "	49.77 ft <sup>3</sup>	398.2 lbs	Crate	LCL
D	W39 x D31 x H35 "	24.36 ft <sup>3</sup>	209 lbs	Crate	SA
D	W67 x D24 x H58 "	52.95 ft <sup>3</sup>	396 lbs	Crate	SA
E	W40 x D32 x H32 "	23.65 ft <sup>3</sup>	176 lbs	Crate	AF
E	W54 x D28 x H47 "	40.95 ft <sup>3</sup>	363 lbs	Crate	AF



50-3037

## PACKAGING, WEIGHTS & MEASURES

SIZE	DIMENSION	VOLUME	WEIGHT	PACKAGE TYPE	NOTES
E	W67 x D33 x H33 "	42.01 ft <sup>3</sup>	330 lbs	Crate	AF
E	W40 x D32 x H29 "	21.53 ft <sup>3</sup>	162.8 lbs	Crate	FCL
E	W54 x D28 x H44 "	38.12 ft <sup>3</sup>	352 lbs	Crate	FCL
E	W67 x D33 x H30 "	38.12 ft <sup>3</sup>	316.8 lbs	Crate	FCL
E	W40 x D32 x H32 "	23.65 ft <sup>3</sup>	176 lbs	Crate	LCL
E	W54 x D28 x H47 "	40.95 ft <sup>3</sup>	363 lbs	Crate	LCL
E	W67 x D33 x H33 "	42.01 ft <sup>3</sup>	330 lbs	Crate	LCL
E	W40 x D32 x H36 "	26.48 ft <sup>3</sup>	162.8 lbs	Crate	SA
E	W54 x D28 x H51 "	44.48 ft <sup>3</sup>	352 lbs	Crate	SA
E	W67 x D33 x H37 "	46.95 ft <sup>3</sup>	316.8 lbs	Crate	SA

*Please note, the finishing and fabric colour references printed are purely indicative.*

*The blueprints are for representation only, and not to a particular scale.*

*Christopher Guy reserves the right to modify the product information as required, without any prior notice.*

Copyright © 2000 - 2024 Christopher Guy. All Rights Reserved.

(Downloaded on 26 April 2024)