


Helianthus (50-2996)

This spectacular sun-inspired hand-carved flame mirror sets any classic or contemporary interior ambience alight.



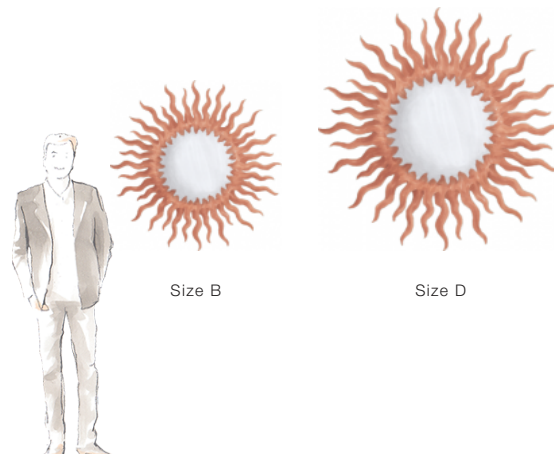
FINISHING OPTIONS

21st Century Gold Leaf
20th Century Silver Leaf
Black Lacquer
White Lacquer
Italian Silver Leaf
Special Finish

GLASS

Round Convex

SIZE CHART



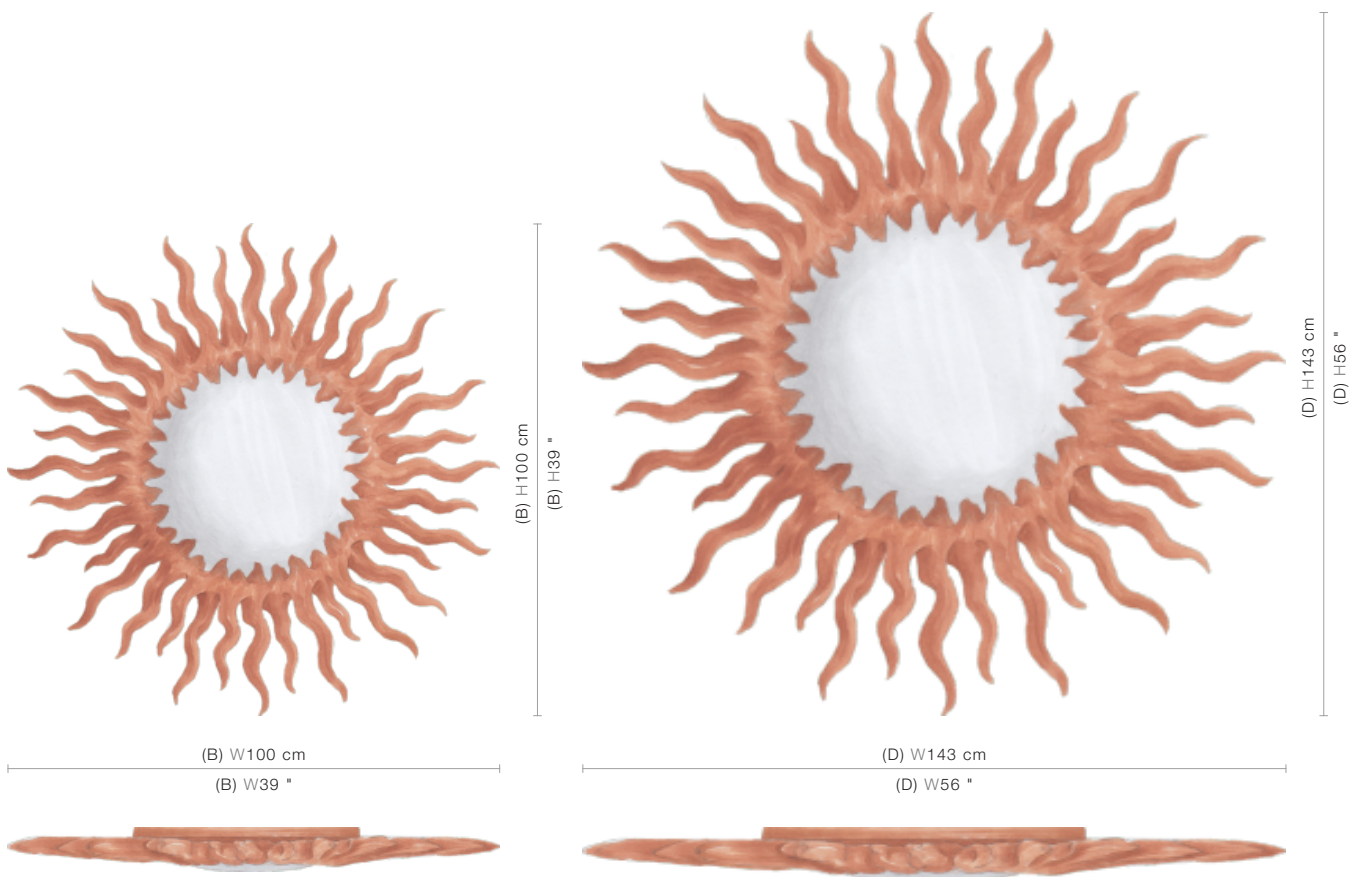
SIZE

Size B W100 x D9 x H100 cm / W39 x D4 x H39 inches
Size D W143 x D11 x H143 cm / W56 x D4 x H56 inches

PRICE LIST: PRICE

CODE	SIZE	GLASS Round Convex
50-2996-B	W100 x D9 x H100 cm / W39 x D4 x H39 inches	INQUIRE
50-2996-D	W143 x D11 x H143 cm / W56 x D4 x H56 inches	INQUIRE

BLUEPRINTS





50-2996

PACKAGING, WEIGHTS & MEASURES

SIZE	DIMENSION	VOLUME	WEIGHT	PACKAGE TYPE	NOTES
	(cm)				
B	W120 x D30 x H130 cm	0.47 m ³	33 kg	Crate	AF
B	W120 x D22 x H120 cm	0.32 m ³	21 kg	Crate	FCL
B	W120 x D22 x H120 cm	0.32 m ³	33 kg	Crate	LCL
B	W120 x D22 x H120 cm	0.32 m ³	21 kg	Crate	SA
D	W161 x D32 x H170 cm	0.88 m ³	50 kg	Crate	AF
D	W163 x D22 x H162 cm	0.58 m ³	38 kg	Crate	FCL
D	W161 x D22 x H161 cm	0.57 m ³	40 kg	Crate	LCL
D	W161 x D22 x H161 cm	0.57 m ³	38 kg	Crate	SA
	(inches)				
B	W47 x D12 x H51 "	16.59 ft ³	72.6 lbs	Crate	AF
B	W47 x D9 x H47 "	11.3 ft ³	46.2 lbs	Crate	FCL
B	W47 x D9 x H47 "	11.3 ft ³	72.6 lbs	Crate	LCL
B	W47 x D9 x H47 "	11.3 ft ³	46.2 lbs	Crate	SA
D	W63 x D13 x H67 "	31.06 ft ³	110 lbs	Crate	AF
D	W64 x D9 x H64 "	20.47 ft ³	83.6 lbs	Crate	FCL
D	W63 x D9 x H63 "	20.12 ft ³	88 lbs	Crate	LCL
D	W63 x D9 x H63 "	20.12 ft ³	83.6 lbs	Crate	SA

Please note, the finishing and fabric colour references printed are purely indicative.

The blueprints are for representation only, and not to a particular scale.

Christopher Guy reserves the right to modify the product information as required, without any prior notice.

Copyright © 2000 - 2024 Christopher Guy. All Rights Reserved.

(Downloaded on 26 April 2024)