

Dandelion (50-2993)

Hand-carved petals radiate dramatically from the central convex glass of this unique wall mirror. A true statement piece.




FINISHING OPTIONS

21st Century Gold Leaf
20th Century Silver Leaf
Italian Silver Leaf
Bianchi
Tabac
Special Finish


GLASS

Micro Bevel
Round Convex


SIZE CHART



Size A



Size B



Size C

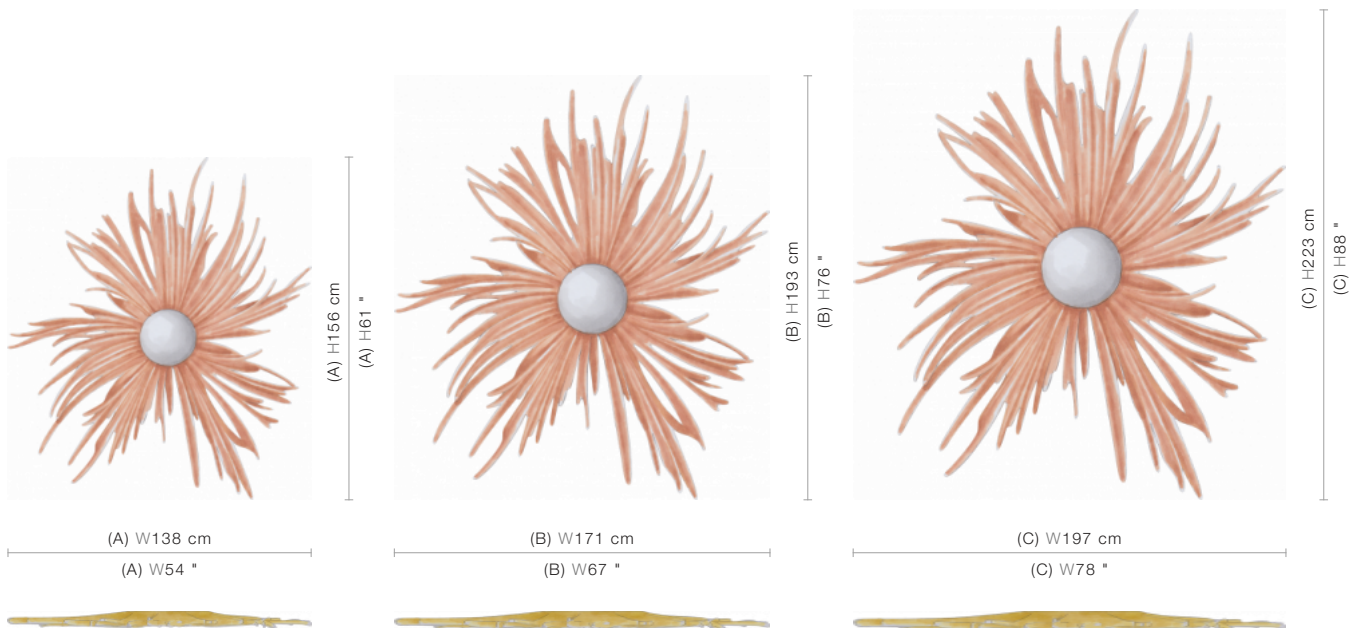
SIZE

Size A	W138 x D8 x H156 cm / W54 x D3 x H61 inches
Size B	W171 x D9 x H193 cm / W67 x D4 x H76 inches
Size C	W197 x D10 x H223 cm / W78 x D4 x H88 inches

PRICE LIST: PRICE

CODE	SIZE	GLASS	GLASS
		Micro Bevel	Round Convex
50-2993-A	W138 x D8 x H156 cm / W54 x D3 x H61 inches	INQUIRE	INQUIRE
50-2993-B	W171 x D9 x H193 cm / W67 x D4 x H76 inches	INQUIRE	INQUIRE
50-2993-C	W197 x D10 x H223 cm / W78 x D4 x H88 inches	INQUIRE	INQUIRE

BLUEPRINTS





50-2993

PACKAGING, WEIGHTS & MEASURES

SIZE	DIMENSION	VOLUME	WEIGHT	PACKAGE TYPE	NOTES
	(cm)				
A	W171 x D31 x H171 cm	0.91 m ³	55 kg	Crate	AF
A	W176 x D22 x H157 cm	0.61 m ³	33 kg	Crate	FCL
A	W176 x D22 x H157 cm	0.61 m ³	37 kg	Crate	LCL
A	W171 x D22 x H161 cm	0.61 m ³	33 kg	Crate	SA
B	W215 x D35 x H204 cm	1.54 m ³	79 kg	Crate	AF
B	W215 x D27 x H195 cm	1.13 m ³	57 kg	Crate	FCL
B	W215 x D27 x H195 cm	1.13 m ³	69 kg	Crate	LCL
B	W215 x D22 x H195 cm	0.92 m ³	57 kg	Crate	SA
C	W245 x D35 x H229 cm	1.96 m ³	105 kg	Crate	AF
C	W245 x D27 x H220 cm	1.46 m ³	83 kg	Crate	FCL
C	W245 x D27 x H220 cm	1.46 m ³	90 kg	Crate	LCL
C	W245 x D27 x H230 cm	1.52 m ³	83 kg	Crate	SA
	(inches)				
A	W67 x D12 x H67 "	32.12 ft ³	121 lbs	Crate	AF
A	W69 x D9 x H62 "	21.53 ft ³	72.6 lbs	Crate	FCL
A	W69 x D9 x H62 "	21.53 ft ³	81.4 lbs	Crate	LCL
A	W67 x D9 x H63 "	21.53 ft ³	72.6 lbs	Crate	SA
B	W85 x D14 x H80 "	54.36 ft ³	173.8 lbs	Crate	AF
B	W85 x D11 x H77 "	39.89 ft ³	125.4 lbs	Crate	FCL
B	W85 x D11 x H77 "	39.89 ft ³	151.8 lbs	Crate	LCL
B	W85 x D9 x H77 "	32.48 ft ³	125.4 lbs	Crate	SA
C	W96 x D14 x H90 "	69.19 ft ³	231 lbs	Crate	AF
C	W96 x D11 x H87 "	51.54 ft ³	182.6 lbs	Crate	FCL
C	W96 x D11 x H87 "	51.54 ft ³	198 lbs	Crate	LCL
C	W96 x D11 x H91 "	53.66 ft ³	182.6 lbs	Crate	SA

Please note, the finishing and fabric colour references printed are purely indicative.

The blueprints are for representation only, and not to a particular scale.

Christopher Guy reserves the right to modify the product information as required, without any prior notice.

Copyright © 2000 - 2024 Christopher Guy. All Rights Reserved.

(Downloaded on 26 April 2024)