




50-2927

Dior (4-panel)

(50-2927)

Exceptional design, underlining what makes Christopher Guy the world's most sought after mirror frame collection. Individual panels enable ease of entry and installation.



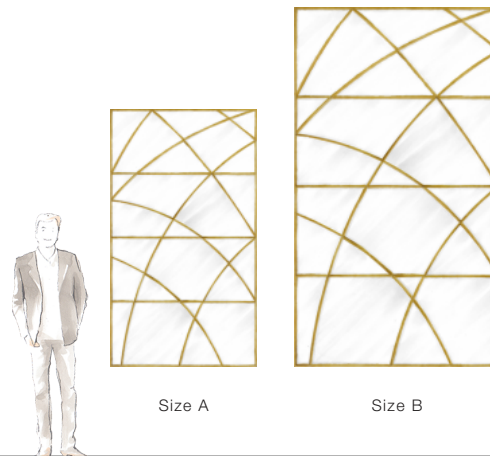
FINISHING OPTIONS

Renaissance Gold Leaf
Tabac
Italian Silver Leaf
Special Finish

GLASS

Polished Edge

SIZE CHART



SIZE

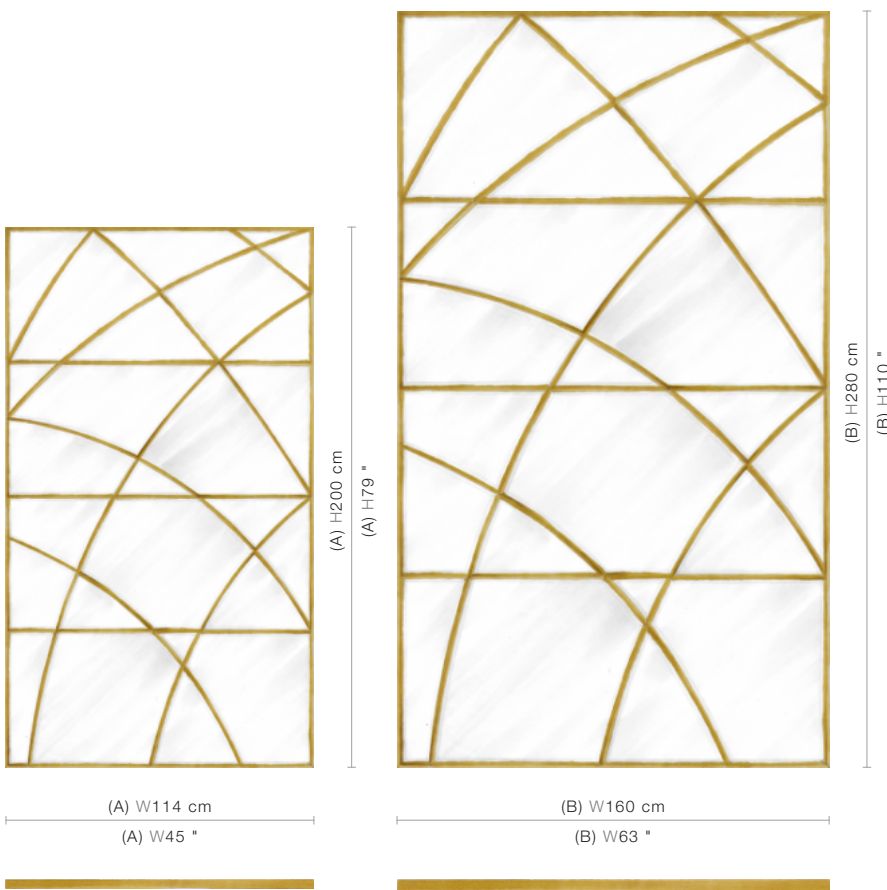
Size A W114 x H200 cm / W45 x H79 inches
Size B W160 x H280 cm / W63 x H110 inches



PRICE LIST: PRICE

CODE	SIZE	GLASS <i>Polished Edge</i>
50-2927-A	W114 x H200 cm / W45 x H79 inches	INQUIRE
50-2927-B	W160 x H280 cm / W63 x H110 inches	INQUIRE

BLUEPRINTS





50-2927

PACKAGING, WEIGHTS & MEASURES

SIZE	DIMENSION	VOLUME	WEIGHT	PACKAGE TYPE	NOTES
	(cm)				
A	W131 x D37 x H130 cm	0.63 m ³	100 kg	Crate	AF
A	W131 x D27 x H120 cm	0.42 m ³	85 kg	Crate	FCL
A	W131 x D27 x H120 cm	0.42 m ³	98 kg	Crate	LCL
A	W131 x D27 x H130 cm	0.46 m ³	87 kg	Crate	SA
B	W176 x D37 x H170 cm	1.11 m ³	175 kg	Crate	AF
B	W176 x D27 x H160 cm	0.76 m ³	138 kg	Crate	FCL
B	W176 x D27 x H160 cm	0.76 m ³	169 kg	Crate	LCL
B	W176 x D27 x H170 cm	0.81 m ³	140 kg	Crate	SA
	(inches)				
A	W52 x D15 x H51 "	22.24 ft ³	220 lbs	Crate	AF
A	W52 x D11 x H47 "	14.83 ft ³	187 lbs	Crate	FCL
A	W52 x D11 x H47 "	14.83 ft ³	215.6 lbs	Crate	LCL
A	W52 x D11 x H51 "	16.24 ft ³	191.4 lbs	Crate	SA
B	W69 x D15 x H67 "	39.18 ft ³	385 lbs	Crate	AF
B	W69 x D11 x H63 "	26.83 ft ³	303.6 lbs	Crate	FCL
B	W69 x D11 x H63 "	26.83 ft ³	371.8 lbs	Crate	LCL
B	W69 x D11 x H67 "	28.59 ft ³	308 lbs	Crate	SA

Please note, the finishing and fabric colour references printed are purely indicative.

The blueprints are for representation only, and not to a particular scale.

Christopher Guy reserves the right to modify the product information as required, without any prior notice.

Copyright © 2000 - 2024 Christopher Guy. All Rights Reserved.

(Downloaded on 26 April 2024)