


Twig grid

(50-2855)

Innovative design with rows of interlocking hand carved "twigs" creating a grid randomly filled with mirror panes. A contemporary show-stopper!



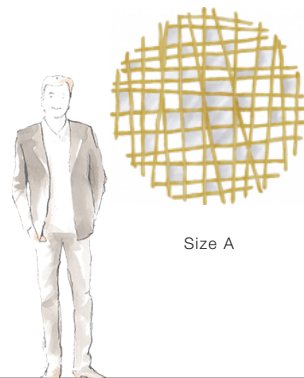
FINISHING OPTIONS

Italian Silver Leaf
 Renaissance Gold Leaf
 20th Century Silver Leaf
 21st Century Gold Leaf
 Special Finish

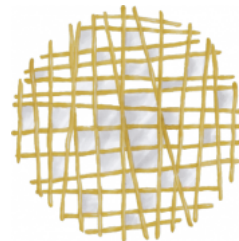
GLASS

Cut Edge


SIZE CHART



Size A



Size B



Size C

ADDITIONAL INFO

The fo
 d m
 plic
 pre
 ture

SIZE

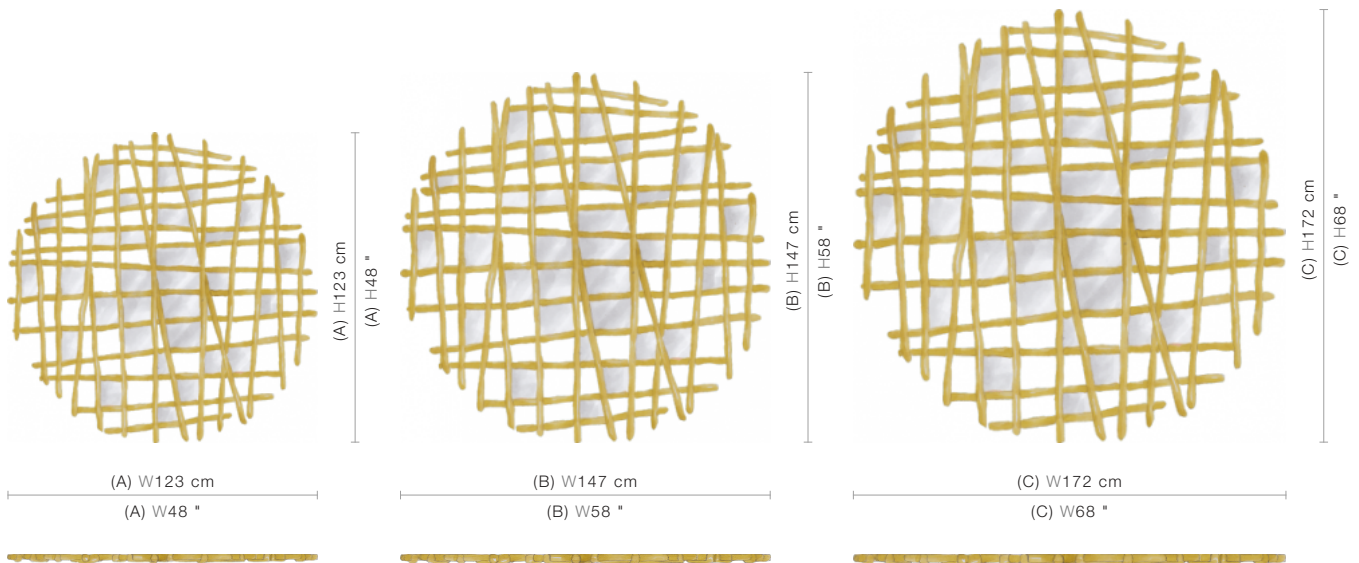
Size A	W123 x H123 cm / W48 x H48 inches
Size B	W147 x H147 cm / W58 x H58 inches
Size C	W172 x H172 cm / W68 x H68 inches



PRICE LIST: PRICE

CODE	SIZE	GLASS Cut Edge
50-2855-A	W123 x H123 cm / W48 x H48 inches	INQUIRE
50-2855-B	W147 x H147 cm / W58 x H58 inches	INQUIRE
50-2855-C	W172 x H172 cm / W68 x H68 inches	INQUIRE

BLUEPRINTS





50-2855

PACKAGING, WEIGHTS & MEASURES

SIZE	DIMENSION	VOLUME	WEIGHT	PACKAGE TYPE	NOTES
	(cm)				
A	W143 x D30 x H151 cm	0.65 m ³	42 kg	Crate	AF
A	W143 x D17 x H142 cm	0.35 m ³	26 kg	Crate	FCL
A	W143 x D17 x H142 cm	0.35 m ³	29 kg	Crate	LCL
A	W143 x D17 x H142 cm	0.35 m ³	26 kg	Crate	SA
B	W167 x D30 x H176 cm	0.88 m ³	60 kg	Crate	AF
B	W167 x D17 x H166 cm	0.47 m ³	35 kg	Crate	FCL
B	W167 x D17 x H166 cm	0.47 m ³	50 kg	Crate	LCL
B	W167 x D17 x H166 cm	0.47 m ³	35 kg	Crate	SA
C	W192 x D30 x H201 cm	1.16 m ³	85 kg	Crate	AF
C	W192 x D17 x H191 cm	0.62 m ³	66 kg	Crate	FCL
C	W192 x D17 x H191 cm	0.62 m ³	70 kg	Crate	LCL
C	W192 x D17 x H191 cm	0.62 m ³	66 kg	Crate	SA
	(inches)				
A	W56 x D12 x H59 "	22.95 ft ³	92.4 lbs	Crate	AF
A	W56 x D7 x H56 "	12.36 ft ³	57.2 lbs	Crate	FCL
A	W56 x D7 x H56 "	12.36 ft ³	63.8 lbs	Crate	LCL
A	W56 x D7 x H56 "	12.36 ft ³	57.2 lbs	Crate	SA
B	W66 x D12 x H69 "	31.06 ft ³	132 lbs	Crate	AF
B	W66 x D7 x H65 "	16.59 ft ³	77 lbs	Crate	FCL
B	W66 x D7 x H65 "	16.59 ft ³	110 lbs	Crate	LCL
B	W66 x D7 x H65 "	16.59 ft ³	77 lbs	Crate	SA
C	W76 x D12 x H79 "	40.95 ft ³	187 lbs	Crate	AF
C	W76 x D7 x H75 "	21.89 ft ³	145.2 lbs	Crate	FCL
C	W76 x D7 x H75 "	21.89 ft ³	154 lbs	Crate	LCL
C	W76 x D7 x H75 "	21.89 ft ³	145.2 lbs	Crate	SA

Please note, the finishing and fabric colour references printed are purely indicative.

The blueprints are for representation only, and not to a particular scale.

Christopher Guy reserves the right to modify the product information as required, without any prior notice.

Copyright © 2000 - 2024 Christopher Guy. All Rights Reserved.

(Downloaded on 26 April 2024)