


## Elliptical sunburst

(50-2842)

Spectacular elliptical sun, its undulating rays radiating from the central oval pane. Available in sunburst gold or silver.



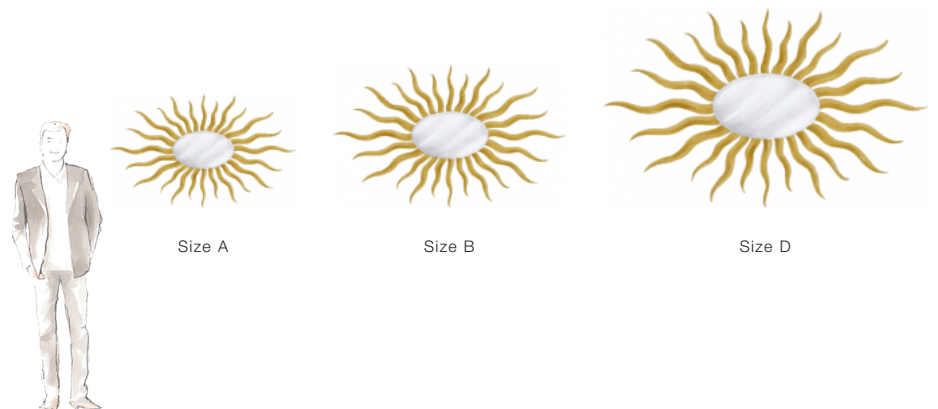
### FINISHING OPTIONS

21st Century Gold Leaf  
 20th Century Silver Leaf  
 Black Matte  
 Black Matte/Black Sea Silver Leaf  
 Special Finish

### GLASS

Micro Bevel

### SIZE CHART



### SIZE

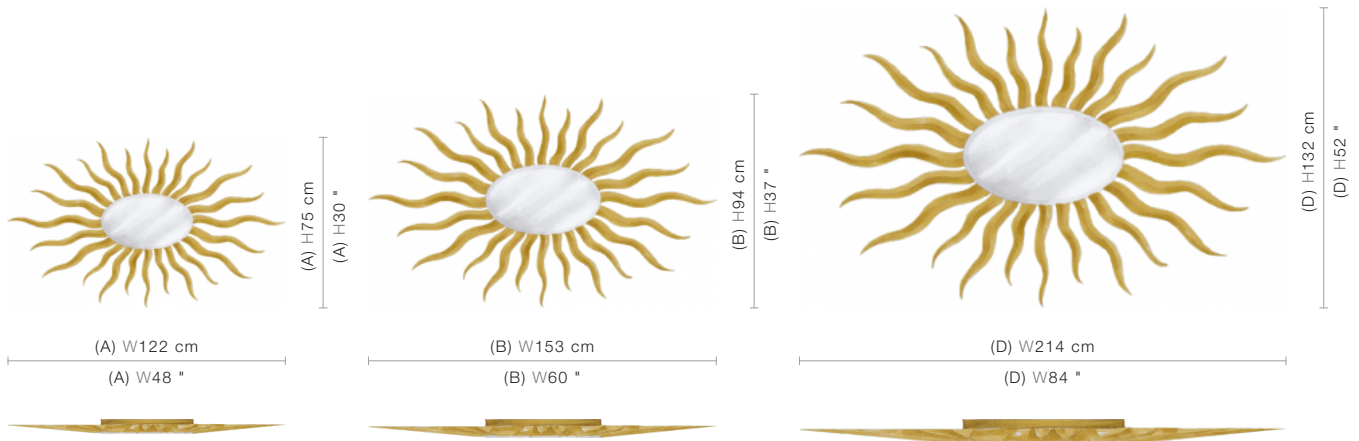
Size A	W122 x H75 cm / W48 x H30 inches
Size B	W153 x H94 cm / W60 x H37 inches
Size D	W214 x H132 cm / W84 x H52 inches



## PRICE LIST: PRICE

CODE	SIZE	GLASS <i>Micro Bevel</i>
50-2842-A	W122 x H75 cm / W48 x H30 inches	INQUIRE
50-2842-B	W153 x H94 cm / W60 x H37 inches	INQUIRE
50-2842-D	W214 x H132 cm / W84 x H52 inches	INQUIRE

## BLUEPRINTS





50-2842

## PACKAGING, WEIGHTS & MEASURES

SIZE	DIMENSION	VOLUME	WEIGHT	PACKAGE TYPE	NOTES
	(cm)				
A	W136 x D30 x H99 cm	0.4 m <sup>3</sup>	10 kg	Crate	AF
A	W142 x D17 x H95 cm	0.23 m <sup>3</sup>	7 kg	Crate	FCL
A	W142 x D17 x H95 cm	0.23 m <sup>3</sup>	10 kg	Crate	LCL
A	W136 x D17 x H89 cm	0.21 m <sup>3</sup>	7 kg	Crate	SA
B	W168 x D30 x H118 cm	0.59 m <sup>3</sup>	27 kg	Crate	AF
B	W173 x D22 x H113 cm	0.43 m <sup>3</sup>	20 kg	Crate	FCL
B	W173 x D22 x H113 cm	0.43 m <sup>3</sup>	25 kg	Crate	LCL
B	W168 x D22 x H108 cm	0.4 m <sup>3</sup>	22 kg	Crate	SA
D	W231 x D30 x H155 cm	1.07 m <sup>3</sup>	65 kg	Crate	AF
D	W231 x D22 x H145 cm	0.74 m <sup>3</sup>	45 kg	Crate	FCL
D	W231 x D22 x H145 cm	0.74 m <sup>3</sup>	47 kg	Crate	LCL
D	W231 x D22 x H145 cm	0.74 m <sup>3</sup>	45 kg	Crate	SA
	(inches)				
A	W54 x D12 x H39 "	14.12 ft <sup>3</sup>	22 lbs	Crate	AF
A	W56 x D7 x H37 "	8.12 ft <sup>3</sup>	15.4 lbs	Crate	FCL
A	W56 x D7 x H37 "	8.12 ft <sup>3</sup>	22 lbs	Crate	LCL
A	W54 x D7 x H35 "	7.41 ft <sup>3</sup>	15.4 lbs	Crate	SA
B	W66 x D12 x H46 "	20.83 ft <sup>3</sup>	59.4 lbs	Crate	AF
B	W68 x D9 x H44 "	15.18 ft <sup>3</sup>	44 lbs	Crate	FCL
B	W68 x D9 x H44 "	15.18 ft <sup>3</sup>	55 lbs	Crate	LCL
B	W66 x D9 x H43 "	14.12 ft <sup>3</sup>	48.4 lbs	Crate	SA
D	W91 x D12 x H61 "	37.77 ft <sup>3</sup>	143 lbs	Crate	AF
D	W91 x D9 x H57 "	26.12 ft <sup>3</sup>	99 lbs	Crate	FCL
D	W91 x D9 x H57 "	26.12 ft <sup>3</sup>	103.4 lbs	Crate	LCL
D	W91 x D9 x H57 "	26.12 ft <sup>3</sup>	99 lbs	Crate	SA

Please note, the finishing and fabric colour references printed are purely indicative.

The blueprints are for representation only, and not to a particular scale.

Christopher Guy reserves the right to modify the product information as required, without any prior notice.

Copyright © 2000 - 2024 Christopher Guy. All Rights Reserved.

(Downloaded on 26 April 2024)