




50-2804

Iris

(50-2804)

Mondrian's grids provide inspiration for a simple double cut-out mirror frame, stylishly embellished with hand carved pods.



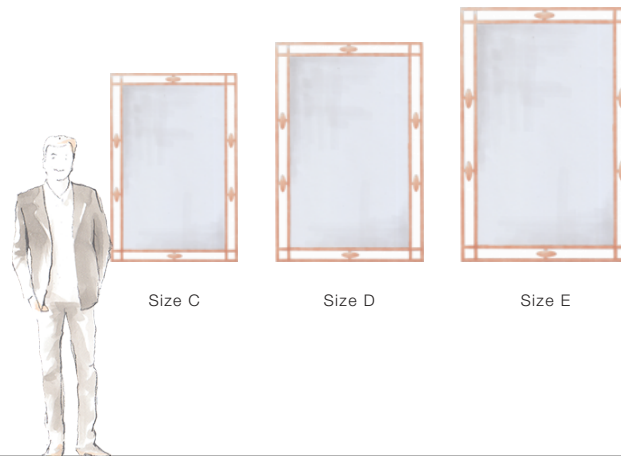
FINISHING OPTIONS

Black Matte/Renaissance Gold Leaf Special Finish

GLASS

Polished Edge

SIZE CHART



SIZE


Size C	W75 x D4 x H111 cm / W30 x D2 x H44 inches
Size D	W87 x D4 x H129 cm / W34 x D2 x H51 inches
Size E	W100 x D5 x H150 cm / W39 x D2 x H59 inches



PRICE LIST: PRICE

CODE	SIZE	GLASS <i>Polished Edge</i>
50-2804-C	W75 x D4 x H111 cm / W30 x D2 x H44 inches	INQUIRE
50-2804-D	W87 x D4 x H129 cm / W34 x D2 x H51 inches	INQUIRE
50-2804-E	W100 x D5 x H150 cm / W39 x D2 x H59 inches	INQUIRE

BLUEPRINTS





50-2804

PACKAGING, WEIGHTS & MEASURES

SIZE	DIMENSION	VOLUME	WEIGHT	PACKAGE TYPE	NOTES
(cm)					
B	W111 x D30 x H92 cm	0.31 m ³	25 kg	Crate	AF
B	W106 x D13 x H76 cm	0.1 m ³	15 kg	Box	FCL
B	W111 x D19 x H82 cm	0.17 m ³	22 kg	Crate	LCL
B	W111 x D19 x H82 cm	0.17 m ³	22 kg	Crate	SA
C	W131 x D30 x H104 cm	0.41 m ³	30 kg	Crate	AF
C	W131 x D17 x H94 cm	0.21 m ³	25 kg	Crate	FCL
C	W131 x D17 x H94 cm	0.21 m ³	27 kg	Crate	LCL
C	W131 x D17 x H94 cm	0.21 m ³	25 kg	Crate	SA
D	W149 x D30 x H116 cm	0.52 m ³	43 kg	Crate	AF
D	W149 x D17 x H106 cm	0.27 m ³	38 kg	Crate	FCL
D	W149 x D17 x H106 cm	0.27 m ³	40 kg	Crate	LCL
D	W149 x D17 x H106 cm	0.27 m ³	38 kg	Crate	SA
E	W170 x D17 x H129 cm	0.37 m ³	57 kg	Crate	AF - Add. Size DE-0978
E	W170 x D17 x H119 cm	0.34 m ³	49 kg	Crate	FCL - Add. Size DE-0978
E	W170 x D17 x H119 cm	0.34 m ³	54 kg	Crate	LCL - Add. Size DE-0978
E	W170 x D17 x H119 cm	0.34 m ³	49 kg	Crate	SA - Add. Size DE-0978
(inches)					
B	W44 x D12 x H36 "	10.94 ft ³	55 lbs	Crate	AF
B	W42 x D5 x H30 "	3.53 ft ³	33 lbs	Box	FCL
B	W44 x D7 x H32 "	6 ft ³	48.4 lbs	Crate	LCL
B	W44 x D7 x H32 "	6 ft ³	48.4 lbs	Crate	SA
C	W52 x D12 x H41 "	14.47 ft ³	66 lbs	Crate	AF
C	W52 x D7 x H37 "	7.41 ft ³	55 lbs	Crate	FCL
C	W52 x D7 x H37 "	7.41 ft ³	59.4 lbs	Crate	LCL
C	W52 x D7 x H37 "	7.41 ft ³	55 lbs	Crate	SA
D	W59 x D12 x H46 "	18.36 ft ³	94.6 lbs	Crate	AF
D	W59 x D7 x H42 "	9.53 ft ³	83.6 lbs	Crate	FCL
D	W59 x D7 x H42 "	9.53 ft ³	88 lbs	Crate	LCL
D	W59 x D7 x H42 "	9.53 ft ³	83.6 lbs	Crate	SA
E	W67 x D7 x H51 "	13.06 ft ³	125.4 lbs	Crate	AF - Add. Size DE-0978
E	W67 x D7 x H47 "	12 ft ³	107.8 lbs	Crate	FCL - Add. Size DE-0978
E	W67 x D7 x H47 "	12 ft ³	118.8 lbs	Crate	LCL - Add. Size DE-0978
E	W67 x D7 x H47 "	12 ft ³	107.8 lbs	Crate	SA - Add. Size DE-0978

Please note, the finishing and fabric colour references printed are purely indicative.

The blueprints are for representation only, and not to a particular scale.

Christopher Guy reserves the right to modify the product information as required, without any prior notice.

Copyright © 2000 - 2024 Christopher Guy. All Rights Reserved.

(Downloaded on 26 April 2024)