


## Lily of the Valley

(50-2676)

A cornucopia of small oval mirrors punctuated by hand carved hardwood marbles creates a unique, modern piece, available with vertical and horizontal hanging options.



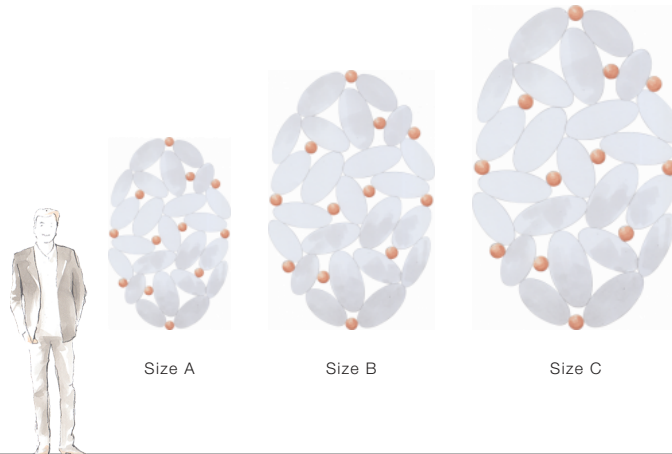
### FINISHING OPTIONS

Renaissance Gold Leaf  
 Black Matte  
 Italian Silver Leaf  
 Special Finish

### GLASS

Polished Edge

### SIZE CHART



### SIZE

Size A	W94 x D3 x H148 cm / W37 x D1 x H58 inches
Size B	W128 x D3 x H200 cm / W50 x D1 x H79 inches
Size C	W160 x D3 x H250 cm / W63 x D1 x H98 inches

### HANGING POSITION

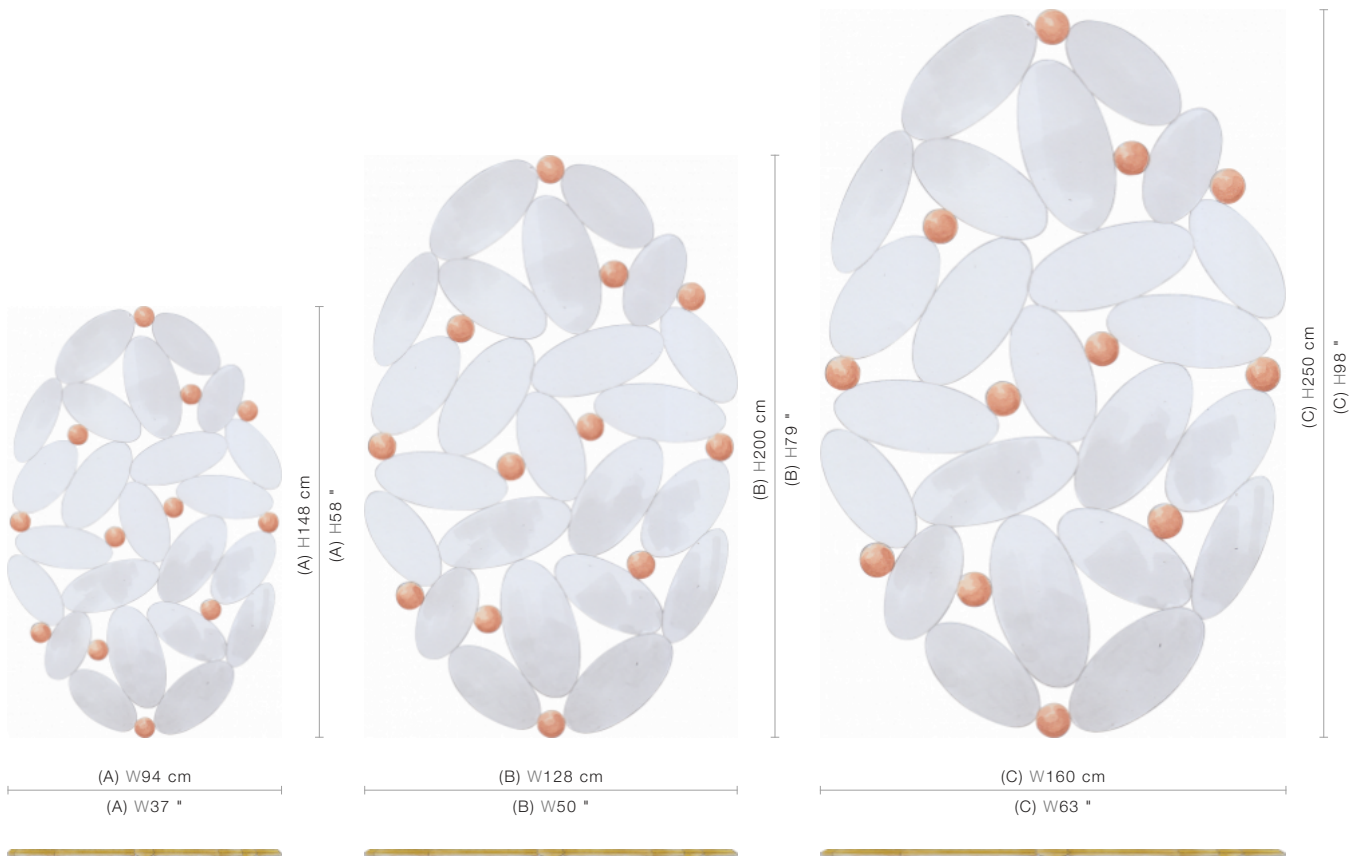
Horizontal  
 Vertical



**PRICE LIST: PRICE**

CODE	SIZE	GLASS Polished Edge
50-2676-A	W94 x D3 x H148 cm / W37 x D1 x H58 inches	INQUIRE
50-2676-B	W128 x D3 x H200 cm / W50 x D1 x H79 inches	INQUIRE
50-2676-C	W160 x D3 x H250 cm / W63 x D1 x H98 inches	INQUIRE

**BLUEPRINTS**





50-2676

## PACKAGING, WEIGHTS & MEASURES

SIZE	DIMENSION	VOLUME	WEIGHT	PACKAGE TYPE	NOTES
	(cm)				
A	W163 x D30 x H119 cm	0.58 m <sup>3</sup>	46 kg	Crate	AF
A	W168 x D22 x H113 cm	0.42 m <sup>3</sup>	43 kg	Crate	FCL
A	W163 x D17 x H109 cm	0.3 m <sup>3</sup>	43 kg	Crate	LCL
A	W168 x D22 x H113 cm	0.42 m <sup>3</sup>	43 kg	Crate	SA
B	W216 x D30 x H155 cm	1 m <sup>3</sup>	90 kg	Crate	AF
B	W216 x D22 x H145 cm	0.69 m <sup>3</sup>	74 kg	Crate	FCL
B	W216 x D22 x H145 cm	0.69 m <sup>3</sup>	80 kg	Crate	LCL
B	W216 x D22 x H145 cm	0.69 m <sup>3</sup>	74 kg	Crate	SA
C	W266 x D30 x H185 cm	1.48 m <sup>3</sup>	145 kg	Crate	AF
C	W266 x D22 x H175 cm	1.02 m <sup>3</sup>	124 kg	Crate	FCL
C	W266 x D22 x H175 cm	1.02 m <sup>3</sup>	130 kg	Crate	LCL
C	W266 x D22 x H175 cm	1.02 m <sup>3</sup>	124 kg	Crate	SA
	(inches)				
A	W64 x D12 x H47 "	20.47 ft <sup>3</sup>	101.2 lbs	Crate	AF
A	W66 x D9 x H44 "	14.83 ft <sup>3</sup>	94.6 lbs	Crate	FCL
A	W64 x D7 x H43 "	10.59 ft <sup>3</sup>	94.6 lbs	Crate	LCL
A	W66 x D9 x H44 "	14.83 ft <sup>3</sup>	94.6 lbs	Crate	SA
B	W85 x D12 x H61 "	35.3 ft <sup>3</sup>	198 lbs	Crate	AF
B	W85 x D9 x H57 "	24.36 ft <sup>3</sup>	162.8 lbs	Crate	FCL
B	W85 x D9 x H57 "	24.36 ft <sup>3</sup>	176 lbs	Crate	LCL
B	W85 x D9 x H57 "	24.36 ft <sup>3</sup>	162.8 lbs	Crate	SA
C	W105 x D12 x H73 "	52.24 ft <sup>3</sup>	319 lbs	Crate	AF
C	W105 x D9 x H69 "	36.01 ft <sup>3</sup>	272.8 lbs	Crate	FCL
C	W105 x D9 x H69 "	36.01 ft <sup>3</sup>	286 lbs	Crate	LCL
C	W105 x D9 x H69 "	36.01 ft <sup>3</sup>	272.8 lbs	Crate	SA

Please note, the finishing and fabric colour references printed are purely indicative.

The blueprints are for representation only, and not to a particular scale.

Christopher Guy reserves the right to modify the product information as required, without any prior notice.

Copyright © 2000 - 2024 Christopher Guy. All Rights Reserved.

(Downloaded on 26 April 2024)