




50-2631

Number 5

(50-2631)

A dramatic weaved pattern featuring 44 hand-cut and bevelled mirror panes, mounted on an engineered wood support, each pane bordered by a wood surround. The design was commissioned for a global film commercial by Chanel.




FINISHING OPTIONS

Tabac
Special Finish

GLASS

Polished Edge

SIZE CHART



SIZE

Size A


W127 x H280 cm / W50 x H110 inches



PRICE LIST: PRICE

CODE	SIZE	GLASS <i>Polished Edge</i>
50-2631-A	W127 x H280 cm / W50 x H110 inches	INQUIRE

BLUEPRINTS





50-2631

PACKAGING, WEIGHTS & MEASURES

SIZE	DIMENSION	VOLUME	WEIGHT	PACKAGE TYPE	NOTES
	(cm)				
A	W166 x D35 x H157 cm	0.91 m ³	143 kg	Crate	AF
A	W166 x D27 x H150 cm	0.67 m ³	135 kg	Crate	FCL
A	W166 x D27 x H150 cm	0.67 m ³	143 kg	Crate	LCL
A	W166 x D27 x H160 cm	0.72 m ³	135 kg	Crate	SA
	(inches)				
A	W65 x D14 x H62 "	32.12 ft ³	314.6 lbs	Crate	AF
A	W65 x D11 x H59 "	23.65 ft ³	297 lbs	Crate	FCL
A	W65 x D11 x H59 "	23.65 ft ³	314.6 lbs	Crate	LCL
A	W65 x D11 x H63 "	25.42 ft ³	297 lbs	Crate	SA

Please note, the finishing and fabric colour references printed are purely indicative.

The blueprints are for representation only, and not to a particular scale.

Christopher Guy reserves the right to modify the product information as required, without any prior notice.

Copyright © 2000 - 2024 Christopher Guy. All Rights Reserved.

(Downloaded on 26 April 2024)